



CB250R

Benchtop High Speed Refrigerated Centrifuge

CB250R is an intelligent centrifuge with international advanced level. Rotors can be installed rapidly and dismantled without tools. With super strong and intelligent control system, it is the preferred product for molecular biology, protein, DNA, RNA, cell separation and clinical medicine.



Product Advantages

- ◆ Convenient installation of the rotor without the help of any tools, just put rotors on Rotor shaft without screw fixing or buttons' operation.
- ◆ 7-inch HD touch screen ,easy operation and intuitive display.The setup and running parameters can be displayed simultaneously.
- ◆ Large capacity data storage can store several months'running datas,fault records,etc. it is convenient for tracking running information.Users can edit hundreds of self-defined running programs, and describe programs in detail.
- ◆ Super control system to offer the function of 5-steps gradient separation, booking start, sample ID,curve model, program mode and Chinese-English shift
- ◆ Strong safety performance, the user management function prevent programs from unexpected modification or deletion.
- ◆ Safety and reliable centrifugation, max speed up to 25000rpm, and many rotors are available to choose from.
- ◆ The protective functions of rotor identification, imbalance, Lid protection overtemperature and overspeed for safe operation.
- ◆ Featuring 10 ACC and 11 DEC rate to prevent second emulsion or turbid.













Technical Parameter

Order NO	927504
Max Speed	25000r/min
Max RCF	50560xg
Max Capacity	6 × 100ml
Speed Accuracy	± 10 r/min
Time Setting Range	1min~99h59min
Timing mode	Start timing , Speed timing, Continuous timing
Temperature Setting Range	-20 ~ 40℃
Temperature Accuracy	± 1℃
Compressor Unit	Non-CFC unit(R404a)
Noise	≤ 62dB (A)
Power Supply	AC 220±22V 50Hz
Power Consumption	1500W
Dimension (WxDxH)	710×600×480(mm)
Packing Dimension (WxDxH)	1022×712×630(mm)
Net Weight	95kg



Rotor Parameters

<p>No.1</p>  <p>Rotor Type: Angle Rotor Max Capacity: 12x1.5/2.2ml Max Speed: 25000r/min Max RCF: 44720xg Order NO: 927448 Adapter: 0.2ml, 0.5ml</p>	<p>No.2</p>  <p>Rotor Type: Angle Rotor Max Capacity: 12x15ml (conical) Max Speed: 14000r/min Max RCF: 21912xg Order NO: 927449 Adapter: 5ml</p>
<p>No.3</p>  <p>Rotor Type: Angle Rotor Max Capacity: 12x10ml Max Speed: 19000r/min Max RCF: 36715xg Order NO: 927450 Adapter: 1.5ml, 5ml</p>	<p>No.4</p>  <p>Rotor Type: Angle Rotor Max Capacity: 6x50ml Max Speed: 16500r/min Max RCF: 28854xg Order NO: 927451 Adapter: 1.5ml, 5ml, 10ml, 15ml, 20ml, 25ml, 30ml</p>
<p>No.5</p>  <p>Rotor Type: Angle Rotor Max Capacity: 6x50ml (conical) 50ml round bottom adapter as gift Max Speed: 15000r/min Max RCF: 24150xg Order NO: 927442 Adapter: 15ml (conical)</p>	<p>No.6</p>  <p>Rotor Type: Angle Rotor Max Capacity: 8x50ml Max Speed: 16000r/min Max RCF: 27762xg Order NO: 927443 Adapter: 1.5ml, 5ml, 10ml, 15ml, 20ml, 25ml, 30ml</p>
<p>No.7</p>  <p>Rotor Type: Angle Rotor Max Capacity: 24x1.5/2.2ml Max Speed: 23000r/min Max RCF: 50560xg Order NO: 927444 Adapter: 0.2ml, 0.5ml</p>	<p>No.8</p>  <p>Rotor Type: Angle Rotor Max Capacity: 48x1.5ml Max Speed: 19000r/min Max RCF: 38987xg Order NO: 927445 Adapter: 0.2ml, 0.5ml</p>
<p>No.9</p>  <p>Rotor Type: Angle Rotor Max Capacity: 6x100ml Max Speed: 13500r/min Max RCF: 21800xg Order NO: 927446 Adapter: 5ml, 10ml, 15ml (conical/round) , 25ml, 50ml (conical/round)</p>	<p>No.10</p>  <p>Rotor Type: Angle Rotor Max Capacity: 6x30ml Max Speed: 20000r/min Max RCF: 35328xg Order NO: 927447 Adapter: 5ml, 10ml</p>