



## CB165-B

### Benchtop High Speed Centrifuge

CB165-B high speed centrifuge with angle rotor 24x1.5ml, the max speed up to 16500r/min. Samples can be separated quickly and efficiently. Compact in design and light in weight, this-centrifuge is safe and reliable. Meanwhile, a variety of rotors and adapters are available to meet the diverse needs of users.



#### Product Advantages

- ◆ Multiple user-defined programs can be saved.
- ◆ 9 acceleration and 10 deceleration rates, to achieve best centrifugation result.
- ◆ Equipped with multiple protections such as over-speed, motor overheating, door lid self-locking, etc. to ensure the safety of users as well as instrument.
- ◆ Brushless DC motor, no pollution and maintenance-free, with long service life, high speed accuracy control.
- ◆ Soft-touch lid closure for ergonomic lid locking.
- ◆ Backlit LCD display for visual monitoring parameters.
- ◆ 7075-T6 aviation grade aluminum alloy, hard oxidation, strong corrosion resistance.










#### Technical Parameter

Order NO	927509
Max Speed	16500r/min
Max RCF	26054xg
Max Capacity	6×50ml
Speed Accuracy	±30 r/min
Time Setting Range	1min ~ 99min
Noise	≤ 65dB (A)
Power Supply	AC 220±22V 50/60Hz
Power Consumption	400W
Dimension (WxDxH)	325x420x325(mm)
Packing Dimension (WxDxH)	385x640x330(mm)
Net Weight	20kg



#### Rotor Parameters

<p>No:1</p>  <p>Rotor Type: Angle rotor Max Capacity: 24×1.5/2.0ml Max Speed: 16500r/min Max RCF: 26045xg Order NO: 927423 Adapter: 0.2ml</p>	<p>No:2</p>  <p>Rotor Type: Angle rotor Max Capacity: 12×5ml Max Speed: 15000r/min Max RCF: 15845xg Order NO: 927021 Adapter: 0.5ml, 1.5ml</p>
<p>No:3</p>  <p>Rotor Type: Angle rotor Max Capacity: 12×10ml Max Speed: 13000r/min Max RCF: 17320xg Order NO: 927421 Adapter: 5ml, 1.5ml</p>	<p>No:4</p>  <p>Rotor Type: Angle rotor Max Capacity: 6×50ml Max Speed: 11000r/min Max RCF: 12840xg Order NO: 927422 Adapter: 1.5ml, 5ml, 10ml, 15ml, 20ml, 25ml, 30ml</p>
<p>No:5</p>  <p>Rotor Type: Angle rotor Max Capacity: 6×30ml Max Speed: 13500r/min Max RCF: 18720xg Order NO: 927420 Adapter: 5ml, 10ml</p>	<p>No:6</p>  <p>Rotor Type: Angle rotor Max Capacity: 30×1.5/2.0ml Max Speed: 14000r/min Max RCF: 22150xg Order NO: 927441 Adapter: 0.2ml</p>
<p>No:7</p>  <p>Rotor Type: Angle rotor Max Capacity: 6×8×0.2mlPCR Max Speed: 13000r/min Max RCF: 16020xg Order NO: 927467</p>	<p>/</p>